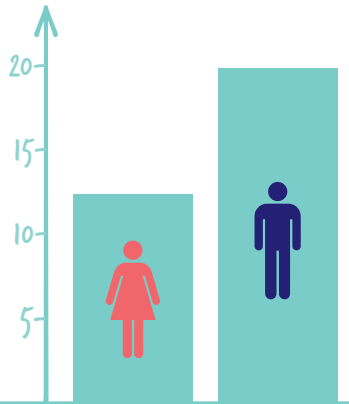


PEOPLE WHO BELIEVE MEN ARE BETTER LEADERS THAN WOMEN
WOMEN BELONG IN THE HOME
MEN ARE THE HEAD OF THE HOUSEHOLD
ARE IN CHARGE OF THE RELATIONSHIP
ARE MORE LIKELY TO COMMIT DV



COMPARISON BETWEEN THE PROPORTION OF FEMALES & MALES WHO HOLD TRADITIONAL GENDER STEREOTYPES

MOST PEOPLE BELIEVE DV IS COMMON IN WAGGA & THAT IT IS A SERIOUS ISSUE.



MANY DO NOT RECOGNISE THE EMOTIONAL, PSYCHOLOGICAL, SEXUAL & FINANCIAL FORMS OF DOMESTIC VIOLENCE.

WAGGA RESIDENTS ARE LESS LIKELY TO INTERVENE OR REPORT DV THAN THE AUSTRALIAN AVERAGE



MOST KNOW DV HAPPENS IN GAY & LESBIAN RELATIONSHIPS.

WAGGA IS IN THE TOP 25% IN NSW FOR DOMESTIC VIOLENCE

6X MORE LIKELY TO THINK WOMEN MAKE UP CLAIMS OF DV DURING CUSTODY BATTLES.

IN 2016 150 CARS STOLEN. 397 REPORTED INCIDENTS OF DOMESTIC VIOLENCE. WHICH DID YOU HEAR ABOUT MORE?



EDUCATION AFFECTS OUR UNDERSTANDING OF DV & WHETHER WE JUSTIFY IT.


MOST PEOPLE KNOW WHY WOMEN STAY IN VIOLENT RELATIONSHIPS. SHAME, NO SUPPORT, KEEP FAMILY TOGETHER, FEAR OF VIOLENCE.

20% OF MEN HAVE NO IDEA. 1 IN 7 PEOPLE DON'T KNOW WHY.

DV IS NOT A PRIORITY FOR OUR LEADERS.



8 IN 10 DV VICTIMS ARE FEMALE

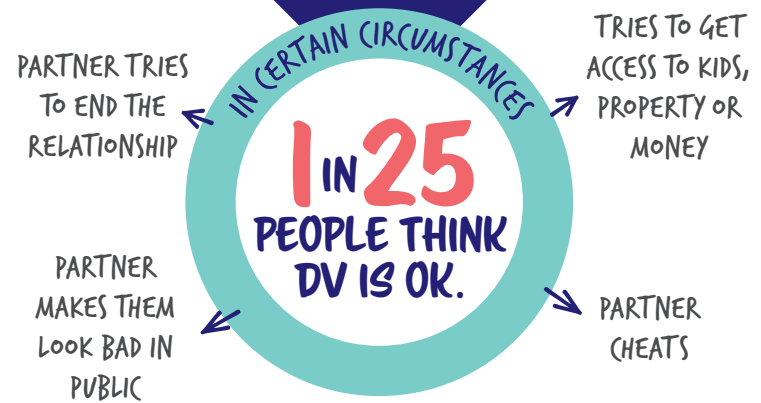


9 IN 10 OFFENDERS ARE MALE.



PEOPLE UNDER 24 ARE LESS LIKELY TO SEE REPEATED CRITICISM AND CONTROLLING OF FINANCES AS DV.

1 IN 4 MEN BELIEVE MEN SHOULD BE DOMINANT IN RELATIONSHIPS.



97% KNOW DV IS CRIME BUT 1 IN 12 PEOPLE DON'T THINK RAPE CAN HAPPEN IN A RELATIONSHIP.

ALL STATISTICS ARE FOR THE WAGGA WAGGA LOCAL GOVERNMENT AREA. Sources: Wagga Women's Health Centre Domestic Violence research (Wagga Stakeholders survey & interviews, Wagga Community Attitudes Survey, 2016), Bureau of Crime Statistics and Research 2016.